

hierarchy

M A R I Z A G A L A N I


L I G H T G E O M E T R Y

Handcrafted in Greece




hierarchy

MOUNTING INSTRUCTIONS



Handcrafted in Greece

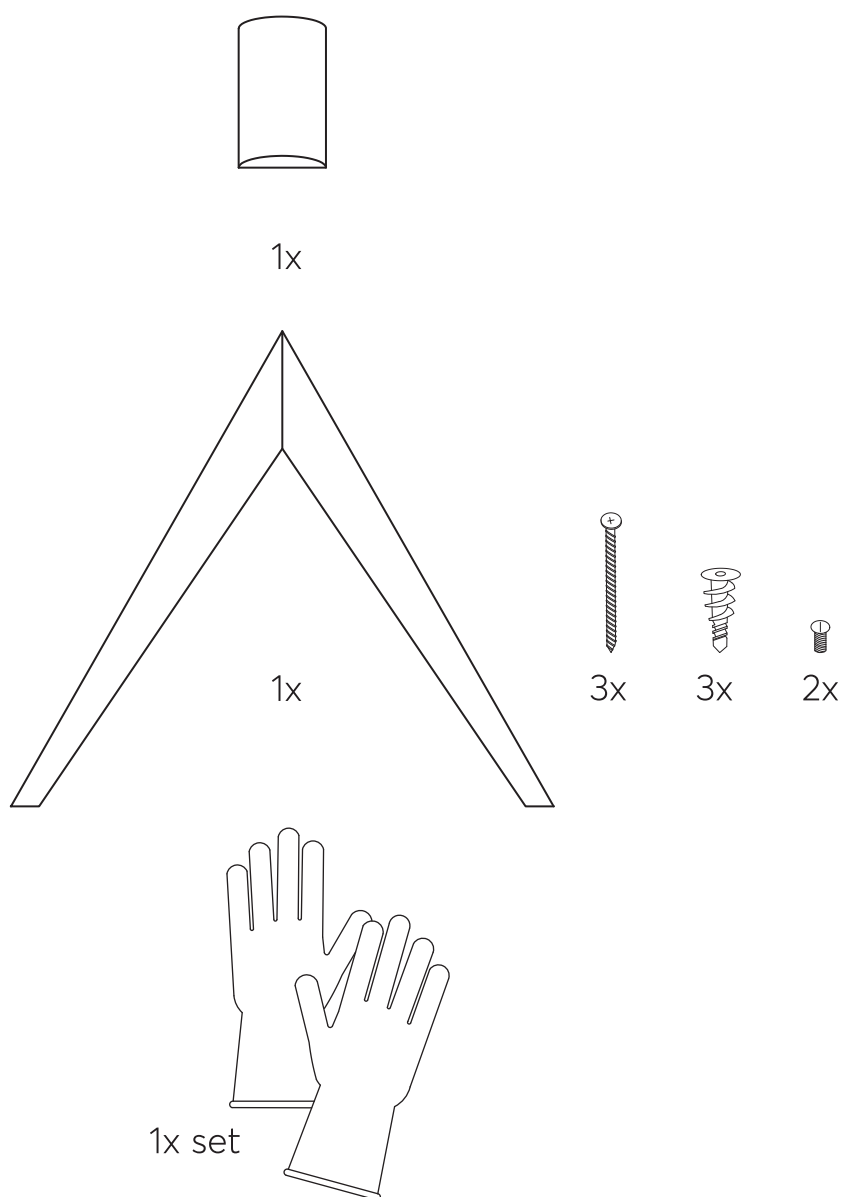
A two-piece handcrafted wall light scone composed of a white wall spot producing a precise right angle grazing the surface and a two faced matt brass triangle, that serves as an equilateral obstacle to block the light. Suitable for drywall.



hierarchy
mounting instructions



PARTS INCLUDED

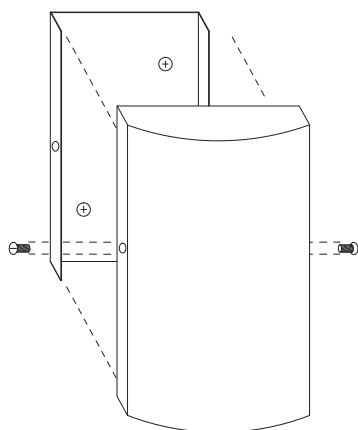
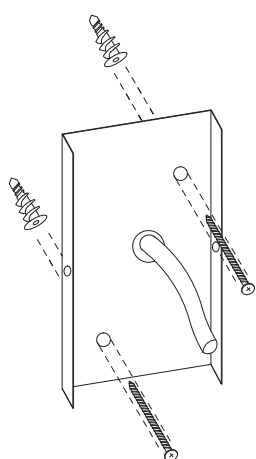


hierarchy

mounting instructions

1.

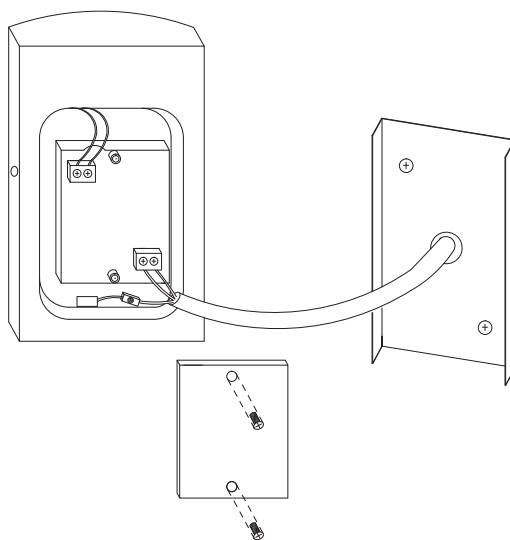
Fix the bracket on the wall.



Handcrafted in Greece

2.

Remove the lid of the driver.
Connect the l/n directly to the driver.
Connect the ground at the clamp
(clamp is in the housing).



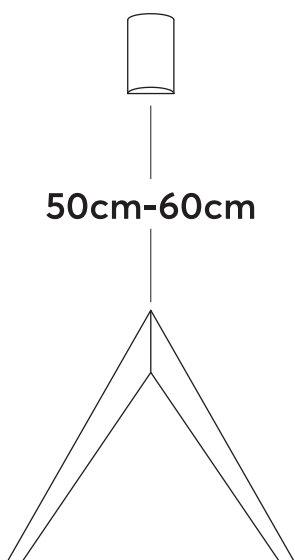
3.

Fix the article on the bracket.
Switch on the light.



*Make sure you use the gloves included in the package

hierarchy mounting instructions

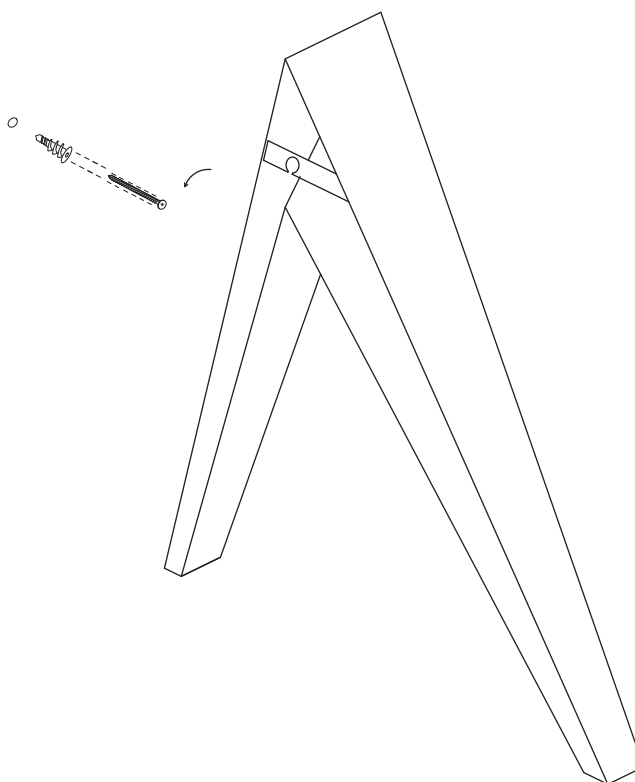


4.

Define the distance between the wall light and the triangle.
min 50cm
max 60cm

5.

Fix the screw into the wall and hung the triangle from the round cut.





Mariza Galani, inspired by her Greek roots, creates symbolic lighting elements based on geometry and nature that guide people to experience the sense of wholeness and spiritual uplift. Her goal is to generate lightness and not just light through her creations. All of our fixtures are handcrafted in Greece. Each

piece is unique and every effort is made to ensure that the final creation will match the product specifications. Slight differences in dimensions, finishes and colors though may be expected and are considered as part of each fixture's uniqueness. All designs are protected under copyright law.

Mariza Galani
Armonias 6, Athens 19004
sales@marizagalani.com

©2022 Mariza Galani.
All rights reserved.

www.marizagalani.com